

Lifecycle Management for ODI

ODI Phases Catalog

Release 4.1

February 2019



RedBridge

RedBridge Software BVBA
Kardinaal Mercierplein 2
2800 Mechelen
BELGIUM

Copyright © 2019 RedBridge Software BVBA

No part of this document may be reproduced or transmitted in any form or by any means, electronically or mechanically, for any purpose, without the express written permission of RedBridge Software BVBA

Table of Contents

Chapter 1 - Introduction	3
1.1. ODI Solution Phases	3
1.2. Assumed Knowledge	3
Chapter 2 - Copy ODI Files.....	4
2.1. Purpose.....	4
2.2. Usage.....	4
2.3. Parameters.....	5
Chapter 3 - Restore Oracle DI Objects	6
3.1. Purpose.....	6
3.2. Usage.....	6
3.3. Parameters.....	7

CHAPTER 1

Introduction

IKAN ALM provides Life Cycle Management Solutions for ODI using specific Solution Phases. This guide describes the different parameters used by each of those Phases.

1.1. ODI Solution Phases

Note: X.Y.Z being the release ID of the Phase and xx being the version of ODI, in case the phase is different depending on the version of ODI you are using.

Solution Phase	Usage
Copy ODI Files	This phase is used to collect the objects from Subversion, which will be part of your ODI Release. It can be used on Build or Deploy Environments. Corresponding JAR file: <i>com.ikanalm.phases.database.odi.copyODIFiles-X.Y.Z</i> This Phase is the same for all supported versions of ODI.
Restore Oracle DI Objects	This phase restores/imports Oracle DI Objects to a specified Work Repository. It can be used on Deploy environments. Corresponding JAR file: <i>com.ikanalm.phases.database.odi.restoreODIxxObjects-X.Y.Z</i> Important: Install the version of the Phase corresponding to the version of ODI you are using.

1.2. Assumed Knowledge

We assume that IKAN ALM is up and running, that the connection with the versioning component is set up and that the ODI Solution Phases have been imported in IKAN ALM.

Copy ODI Files

2.1. Purpose


This phase is used to collect the ODI objects from Subversion and copy them to the IKAN ALM Build Archive, from where they can be used by Deploy Environments that contain the *Restore ODI Objects* Phase.

2.2. Usage

























The *Copy ODI Files* Phase can be used on Environments, where it replaces some default IKAN ALM Phases.

- On the **Build Environment**, you have to remove the *Verify Build Script*, *Execute Script* and *Transport Deploy Script* Phases, and replace them with the *Copy ODI Files* Phase. The *Copy ODI Files* Phase must be inserted after the *Transport Source* Phase and before the *Compress Build* Phase.
- On the **Deploy Environment(s)**, you have to remove the *Verify Deploy Script* and the *Execute Script* Phases, and replace them with the *Copy ODI Files* Phase. The *Copy ODI Files* Phase must be inserted after the *Decompress Build Result* Phase.

Example - Usage on a Build Environment

Project Administration > Build Environment Phases Overview 

Build Environment	
Name BUILD	Downloadable Build Yes
Build Suffix	Debug Yes
Source Location E:/ikan/alm/webtest_environments/ODI_Master/CONTBUILD/BUILD/source	Level BUILD
Target Location E:/ikan/alm/webtest_environments/ODI_Master/CONTBUILD/BUILD/target	Machine ikandemo004v
Build Script build.xml	Build Tool ANT1.8.1

Phases Overview				
	Phase Name	Phase Version	Fail On Error	Next Phase On Error
   	Transport Source	5.7.0	Yes	Cleanup Source
   	Copy ODI Files	1.3.0.6	Yes	Cleanup Source
   	Compress Build	5.7.0	Yes	Cleanup Source
   	Archive Result	5.7.0	Yes	Cleanup Source
   	Cleanup Source	5.7.0	No	Cleanup Result
   	Cleanup Result	5.7.0	No	

[Insert Phase](#) [History](#)

[Back](#)

2.3. Parameters

Parameter	Mandatory /Optional	Description	Default Value
alm.phase.mainScript	M	Main Script	copyOdiFiles.xml
cleanTarget	M	Flag to indicate whether to clean the target dir before copying. Valid values are : true, false.	false
customExcludes	O	Custom patterns of files to exclude in the copy. Patterns should follow the syntax of Ant Patterns. Multiple patterns can be separated by ", ".	
customIncludes	O	Custom patterns of files to include in the copy. Patterns should follow the syntax of Ant Patterns. Multiple patterns can be separated by ", ".	**/*.*
flattenCopy	M	Flag to indicate whether to copy all files to the target dir without preserving the directory structure in the source dir. Valid values are : true, false.	false
includeEmptyDirs	M	Flag to indicate whether to copy empty directories to the target dir. Valid values are : true, false.	true
sourceProject.dir	M	Source directory to copy from.	\${source}
targetProject.dir	M	Target directory to copy to.	\${target}/odi
verboseCopy	M	Flag to indicate whether to log the files that have been copied. Valid values are : true, false.	true

Restore Oracle DI Objects

3.1. Purpose

This phase restores/imports Oracle DI Objects to a specified Work Repository. Only ODI Objects (in XML format) found in the folder specified by the *odi.export.dir* Phase Parameter will be restored.

Which ODI Objects will be restored depends on the selected ODI action. The following actions are supported:

- `restoreAllObjects`: restores all ODI objects
- `restoreFromProjectList`: restores all ODI objects of specified ODI Projects
- `restoreAllScenarios`: restores all ODI Scenario objects


Note: Make sure to install the version of the Phase corresponding to the version of ODI you are using. Although the functionality is the same for all supported ODI versions, the parameter values may differ.

3.2. Usage





















The *Restore Oracle DI Objects* Phase can be used on Deploy Environments or Levels, where it replaces some default IKAN ALM Phases.

On the Deploy Environment, you have to remove the *Verify Deploy Script* and the *Execute Script* Phase and insert the *Restore Oracle DI Objects* Solution Phase after the *Decompress Build Result* Phase.

Example - Usage on a Test Deploy Environment

Project Administration > Deploy Environment Phases Overview 

Deploy Environment	
Name TESTDEPLOY	Debug Yes
Source Location E:/ikan/alm/webtest_environments/ODI_Master/TEST/TESTDEPLOY/source	Level TESTING
Target Location E:/ikan/alm/webtest_environments/ODI_Master/TEST/TESTDEPLOY/target	Machine ikandemo004v
Deploy Script	Deploy Tool ANTODI11
Partial Deploy No	Build Environment BUILD

Phases Overview								
					Phase Name	Phase Version	Fail On Error	Next Phase On Error
					Transport Build Result	5.7.0	Yes	Cleanup Build Result
					Decompress Build Result	5.7.0	Yes	Cleanup Build Result
					Restore Oracle DI 11 Objects	1.3.0.6	Yes	Cleanup Build Result
					Cleanup Build Result	5.7.0	No	

[Insert Phase](#) [History](#)

[Back](#)

3.3. Parameters

Parameter	Mandatory /Optional	Description	Default Value
alm.phase.mainScript	M	Main Script	<ul style="list-style-type: none"> For ODI 11gR1: restoreODI11.xml For ODI 12cR1: restoreODI12R1.xml For ODI 12cR2: restoreODI12R2.xml
odi.action	M	ODI Restore Action. Valid values are : restoreAllObjects, restoreFromProjectList, restoreAllScenarios Note: If the value is set to <i>restoreFromProjectList</i> , the <i>project.codes</i> parameter is mandatory and must be created for the required environments.	restoreAllObjects
odi.action.loglevel	M	Log Level of the ODI Restore Action. Valid values are : error, warning, info, debug	info
odi.export.dir	M	Folder that contains the exported ODI files that will be restored	\${source}/odi
odi.home	M	ODI_HOME Location	

Parameter	Mandatory /Optional	Description	Default Value
odi.home.classpath.includes	M	List of paths to jars to include on the classpath of the phase. Paths should be separated by a "," and are relative to the ODI_HOME	<ul style="list-style-type: none"> For ODI 11gR1: oracledi.sdk/lib/*.jar For ODI 12cR1: odi/sdk/lib/*.jar,oracle_common/modules/oracle.jps_12.1.3/*.jar,oracle_common/modules/oracle.nlsrtl_12.1.0/*.jar,oui/modules/*.jar For ODI 12cR2: odi/sdk/lib/*.jar,oracle_common/modules/oracle.jps/*.jar,oracle_common/modules/oracle.nlsrtl/*.jar,oui/modules/*.jar
odi.jps.config	M	Path to ODI jps-config.xml file, relative to ODI_HOME	<ul style="list-style-type: none"> For ODI 11gR1: oracledi/client/odi/bin/jps-config.xml For ODI 12cR1: \${odi.home}/oracle_common/modules/oracle.jps_12.1.3/domain_config/jse/jps-config.xml For ODI 12cR2: \${odi.home}/oracle_common/modules/oracle.jps/domain_config/jse/jps-config.xml
odi.user.name	M	ODI User name	SUPERVISOR
odi.passwd	M	ODI User password	
odi.workRepository.name	M	ODI Work Repository Name	
oracle.home	O	ORACLE_HOME Location. Required when rdbms.master.tns.connect.descriptor has been set	
project.codes	O	ODI Project Name(s) to Restore. Names must be separated by a comma (.). Note: This parameter is mandatory if the value of the <i>odi.action</i> parameter is set to <i>restoreFromProjectList</i> .	
rdbms.master.host	M	Hostname of the ODI Master Repository Database Connection	localhost
rdbms.master.passwd	M	Password of the ODI Master Repository Database Connection	
rdbms.master.port	O	TCP port of the ODI Master Repository Database Connection	1521
rdbms.master.sid	M	SID of the ODI Master Repository Database Connection	

Parameter	Mandatory /Optional	Description	Default Value
rdbms.master.tns.connect.descriptor	O	TNS Connect Descriptor of the ODI Master Repository Database Connection	(DESCRIPTION=(ADDRESS=(PROTOCOL=TCP)(HOST=\${rdbms.master.host})(PORT=\${rdbms.master.port}))(CONNECT_DATA=(SERVER=DEDICATED)(SERVICE_NAME=\${rdbms.master.sid})))
rdbms.master.username	M	Username of the ODI Master Repository Database Connection	
restore.odi.dependencies	M	Flag to indicate whether to also restore the dependencies of the ODI objects (listed in .shadow files) or not	false
topology.context.restore	M	Flag to indicate whether to restore the contexts or not	true
topology.logical.restore	M	Flag to indicate whether to restore the logical topology or not	true
topology.physical.restore	M	Flag to indicate whether to restore the physical topology or not	true

RedBridge Software is the Oracle-focused brand of IKAN Development.

IKAN ALM is developed by IKAN Development N.V., Belgium © Copyright 2019
The IKAN Development, IKAN ALM and RedBridge Software logos and names and all other IKAN product or service names are trademarks of IKAN Development N.V.

Contact Information:
IKAN Development N.V.
Kardinaal Mercierplein 2
2800 Mechelen
BELGIUM
<http://www.redbridgesoftware.com>
info@redbridgesoftware.com

VCR4ODI is developed by D&T srl, Italy © Copyright 2019
The D&T logos and names and all other D&T product or service names are trademarks of D&T srl.

Contact Information:
Database & Technology srl
Largo Promessi Sposi, 4
20142 Milano
Italy
<http://www.databtech.com>
dt.marketing@databtech.net

All other trademarks are property of their respective owners.